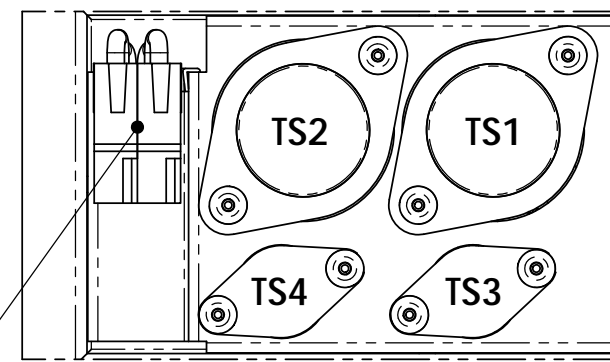


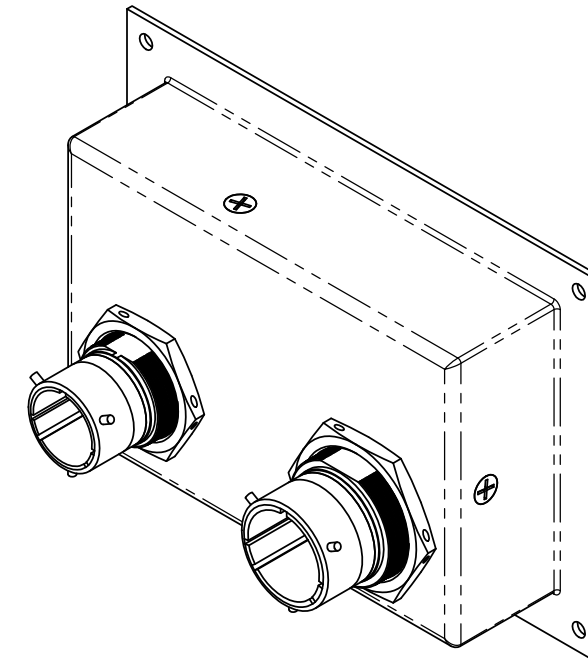
NOTES: UNLESS OTHERWISE SPECIFIED

1. MANUFACTURED AND INSPECTED IAW AS9100 QUALITY SYSTEM REQUIREMENTS.
2. SEE DRAWING NO. 9710 AND PROCEDURE P-1000 FOR ASSEMBLY AND TEST INSTRUCTION. PROCEDURES AND ASSEMBLY DRAWINGS ARE FOR INTERNAL USE ONLY.
3. REFER TO KIT DRAWING 5-0388 FOR CMM, MOUNTING HARDWARE, AND INSTALLATION INSTRUCTIONS.
4. DIMENSIONS ARE INCH [MILLIMETERS].
5. MAXIMUM WEIGHT: 1.0 LB [.45 KG]

P4 (BLUE)
P5 (YELLOW)

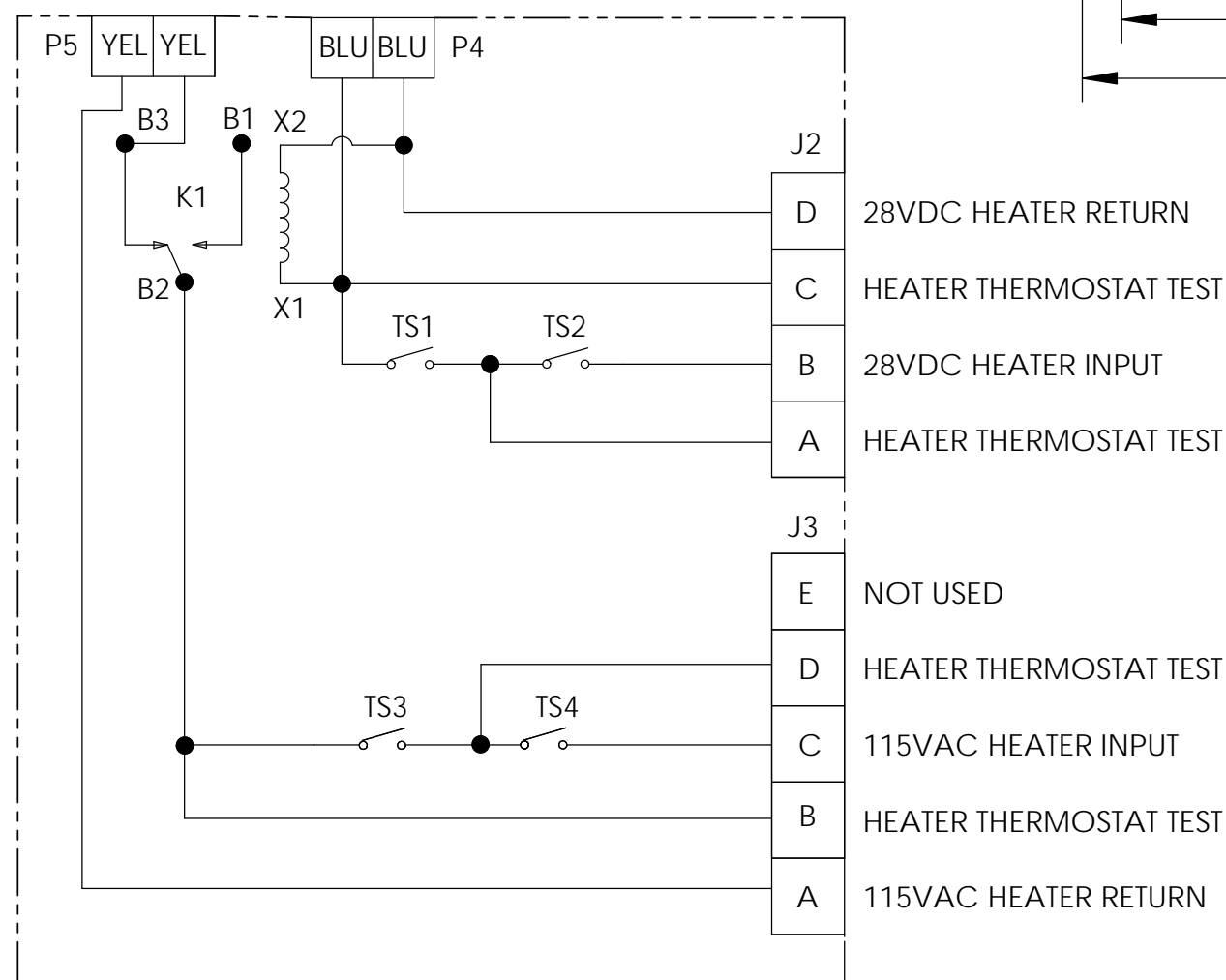
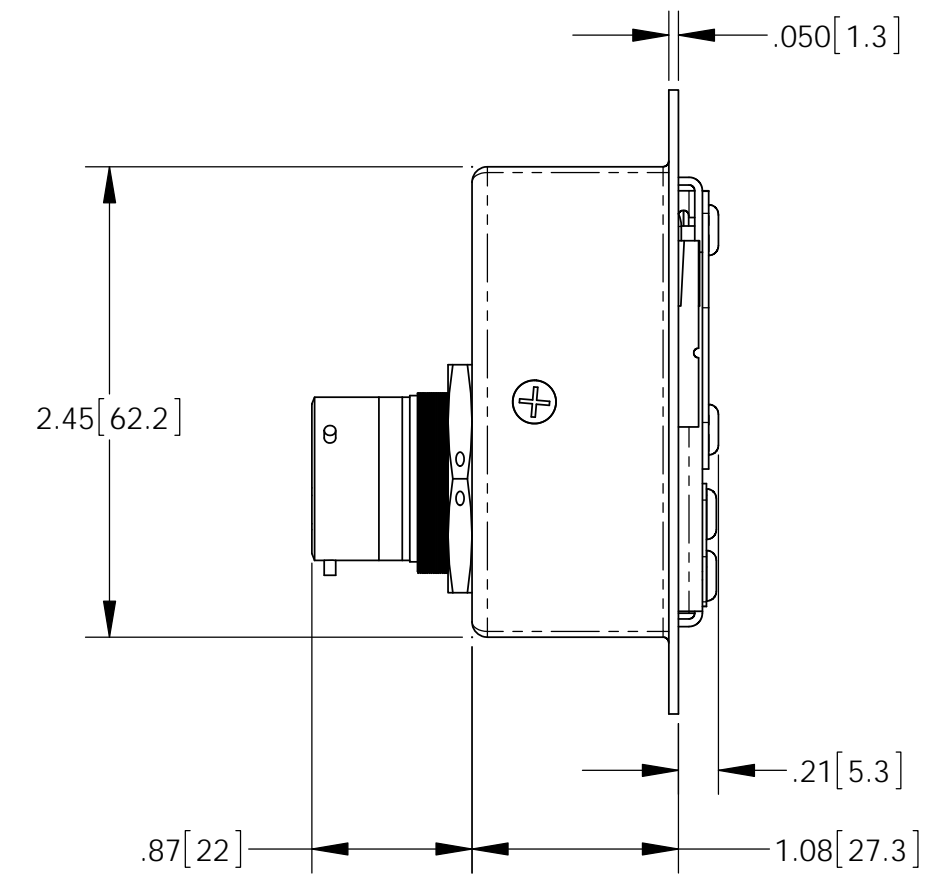
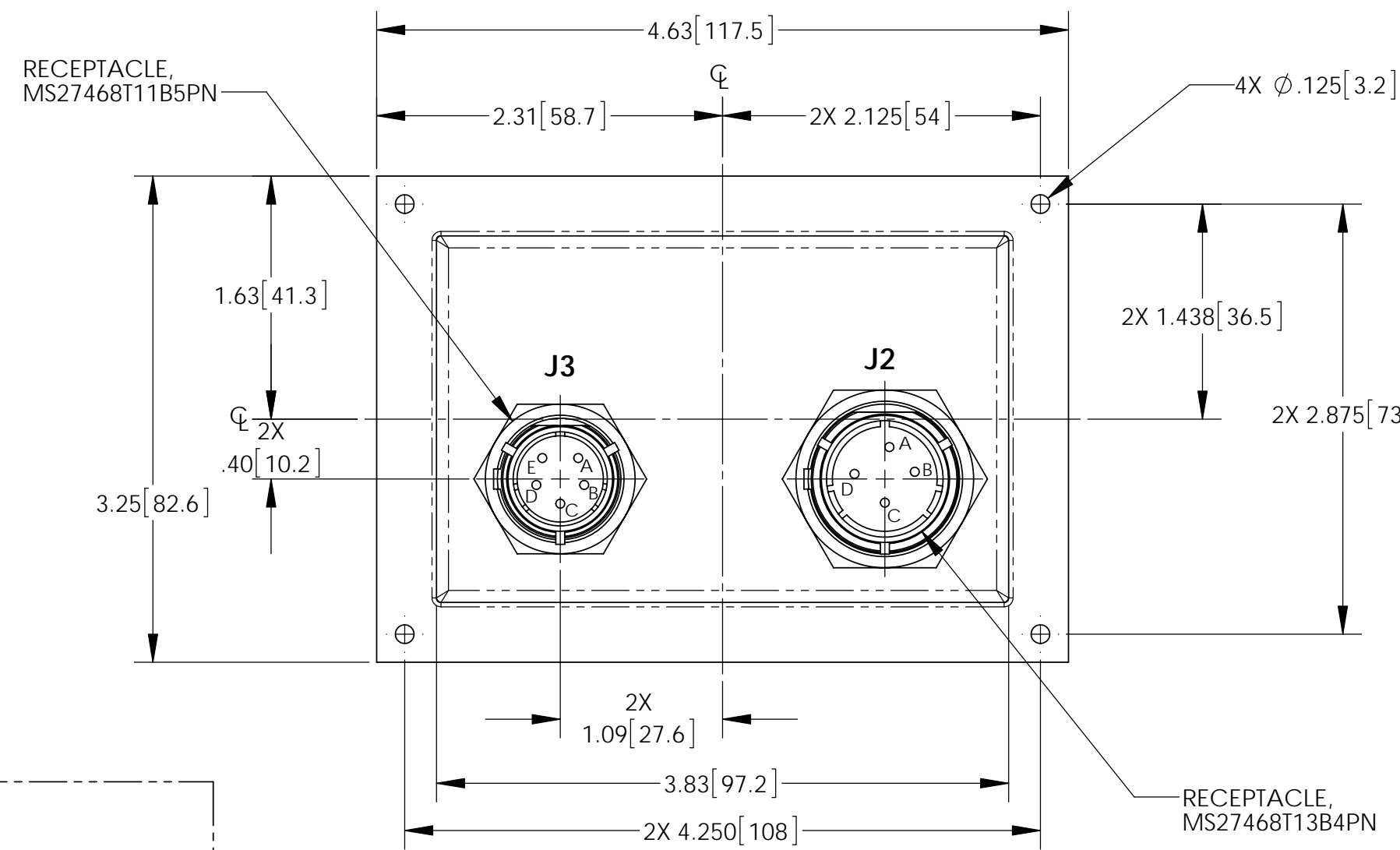


BACK VIEW
(CROPPED)



PART NUMBER: HCU-4

| REVISIONS | | | |
|-----------|---------------------------------------|---------|----------|
| REV | DESCRIPTION | DATE | APPROVED |
| A | ADDED RELAY, UPDATED SCHEMATIC | 8/10/11 | JBT |
| B | REV NOTE 3: CMM WAS ICA, ADDED NOTE 5 | 7/19/12 | JBT |



ELECTRICAL SCHEMATIC

ENVELOPE DRAWING

| | | | | | | | |
|---|-------------------------------------|---------------|-----------------------|---------|---|-----------|--------------|
| UNLESS OTHERWISE SPECIFIED DIMENSIONS ARE IN INCHES TOLERANCES ARE: | | | CONTRACT NO. | | CONCORDE BATTERY CORPORATION 2009 SAN BERNARDINO RD, W. COVINA, CA 91790 | | |
| FRACTIONS ±1/32 | DECIMALS .XX ± .06 XXX ± .015 | ANGLES ±1° | APPROVALS | DATE | TITLE | | |
| | | | DRAWN A. MISTRETTA | 3/22/11 | HEATER CONTROL UNIT, HCU-4 | | |
| TREATMENT | NONE | CHECKED | AMIII | 3/25/11 | SIZE | CAGE CODE | DWG NO. |
| FINISH | NONE | APPROVED | JBT | 3/26/11 | C | 63017 | HCU-4 |
| SIMILAR TO | CALC W/T | ISSUED | BT | 7/19/12 | SCALE | 1:1 | SHEET 1 OF 1 |