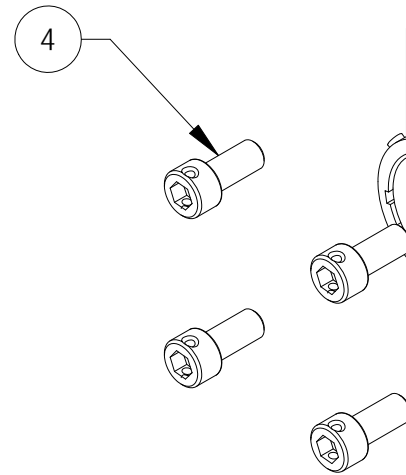


NOTES: UNLESS OTHERWISE SPECIFIED

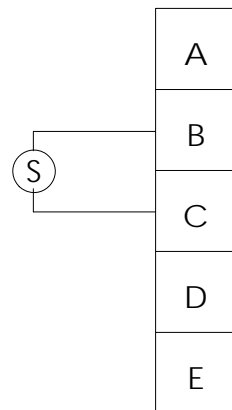
1. KIT TO BE PACKAGED AND CLEARLY IDENTIFIED WITH PART NO. 5-0283 USING KIT PACKAGING LABEL, ITEM 5.

2. SCREWS, ITEM 4, TO BE CLEARLY IDENTIFIED WITH PART NO. 6429 (BAG & TAG)

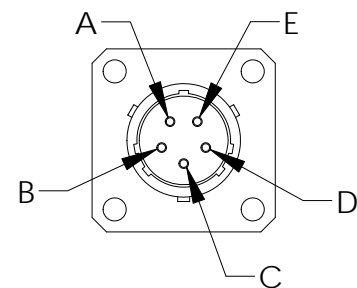
2 (4-40 X 1/4 SST, DRILLED HEAD, SOC HEAD CAP SCREW)



RECEPTACLE



SCHEMATIC  
DIAGRAM



TS-C11B RECEPTACLE:  
MS27499E10B-5S OR EQUAL

REVISIONS			
REV	DESCRIPTION	DATE	APPROVED
A	CORRECTED PN'S FOR ITEMS 1 & 2, ADDED NOTE 2 AND ITEM 5, REV NOTE 1	10/14/11	DV

QTY REQD	CAGE CODE	PART OR IDENTIFYING NO.	NOMENCLATURE OR DESCRIPTION	MATERIAL SPECIFICATION	ITEM NO.
1		6234-11B	LABEL, KIT PACKAGING		5
4		6429	SCREW, SOCKET HEAD, DRILLED, SST, 4-40 X .250		4
1		5-0165	ICA, TS-C11 SERIES TEMPERATURE SENSOR		3
1		5-0320	INSTALLATION INSTRUCTION, TS-C11B SENSOR		2
1		TS-C11B	TS-C11B TEMPERATURE SENSOR ASSEMBLY		1

PARTS LIST

UNLESS OTHERWISE SPECIFIED DIMENSIONS ARE IN INCHES TOLERANCES ARE:

FRACTIONS    DECIMALS    ANGLES  
                   .XX ±  
                   .XXX ±

This document contains data which is PROPRIETARY to Concorde Battery Corp. Any use thereof is subject to the proprietary interest of Concorde. No data is to be disclosed to others without the written permission of Concorde Battery Corp.

**CONCORDE BATTERY CORPORATION**  
 2009 SAN BERNARDINO RD, W. COVINA, CA 91790

TREATMENT	FINISH	SIMILAR TO	APPROVALS	DATE
NONE	NONE		DRAWN D. AYALA	11/21/08
			CHECKED AMIII	12/2/08
			APPROVED DV	1/13/09
			ISSUED BT	10/17/11

TITLE  
**KIT, TEMPERATURE SENSOR,  
 TS-C11B**

SIZE B    CAGE CODE 63017    DWG NO. 5-0283    REV A

SCALE: NONE    SHEET 1 OF 1